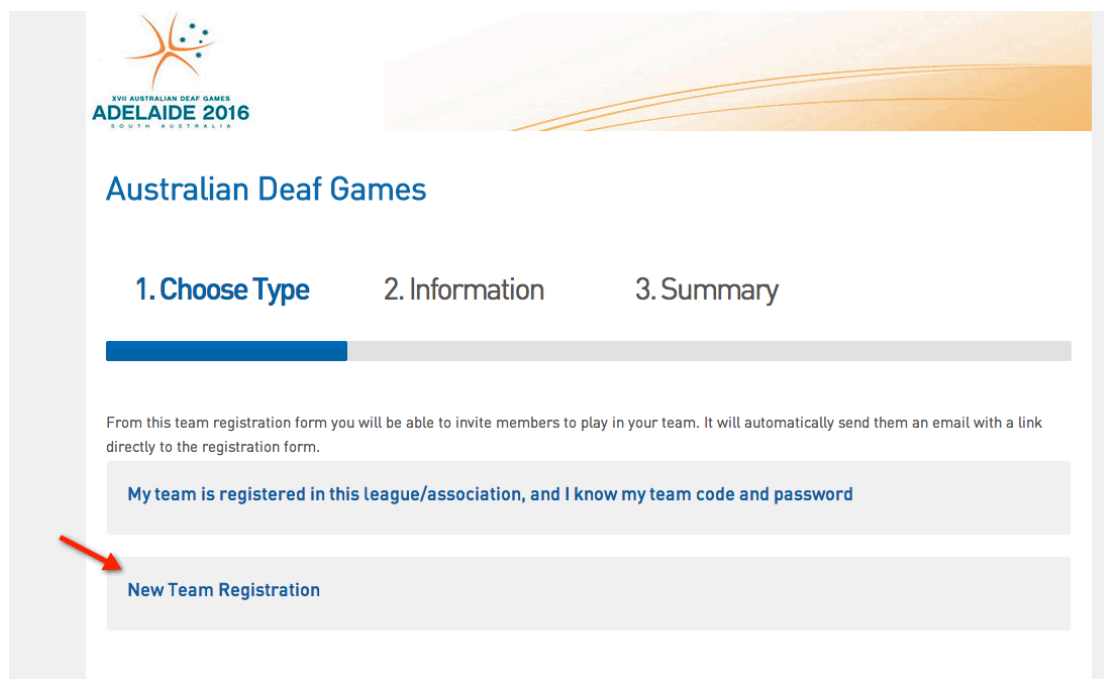


Australian Deaf Games 2016 – Team Registration for Team Managers.

1. To begin, click on the Team Registration Link on the ADG website.
- Proceed by entering a “New Team Registration”



Australian Deaf Games

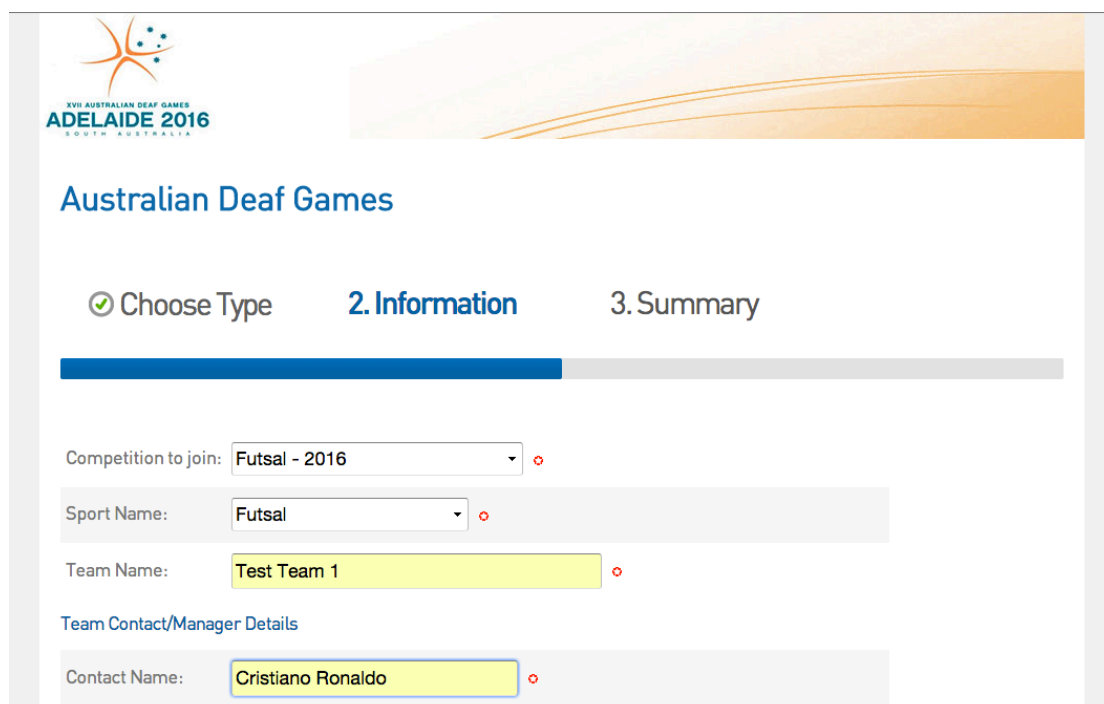
1. Choose Type 2. Information 3. Summary

From this team registration form you will be able to invite members to play in your team. It will automatically send them an email with a link directly to the registration form.

[My team is registered in this league/association, and I know my team code and password](#)

[New Team Registration](#)

2. Select the sport/competition in which your team is entering, and proceed to fill in the details for you as the team manager/contact.



Australian Deaf Games

Choose Type **2. Information** 3. Summary

Competition to join:

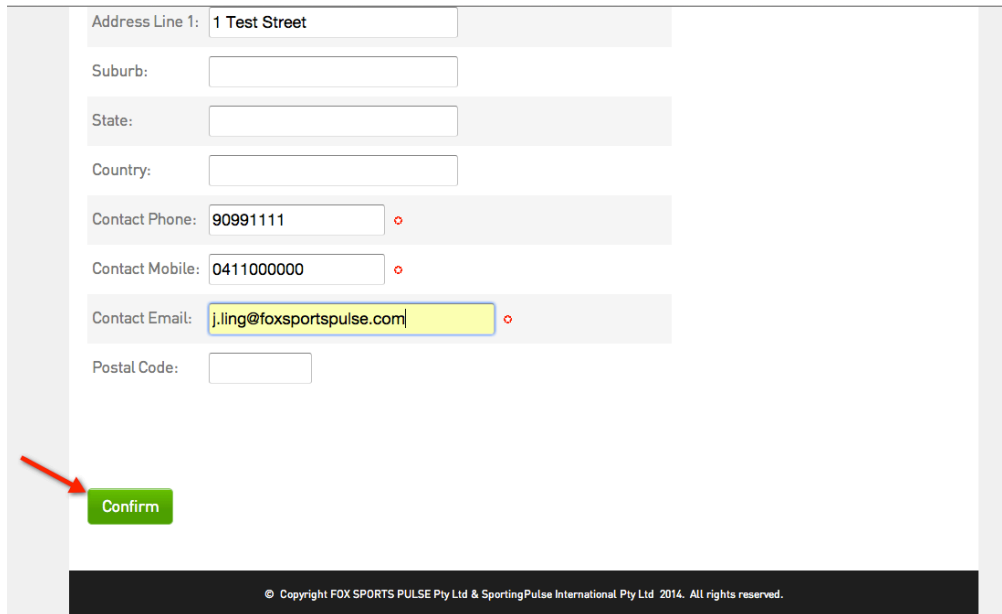
Sport Name:

Team Name:

Team Contact/Manager Details

Contact Name:

3. To complete the registration, fill in your contact details including email address, and click “confirm”.



Address Line 1:

Suburb:

State:

Country:

Contact Phone:

Contact Mobile:

Contact Email:

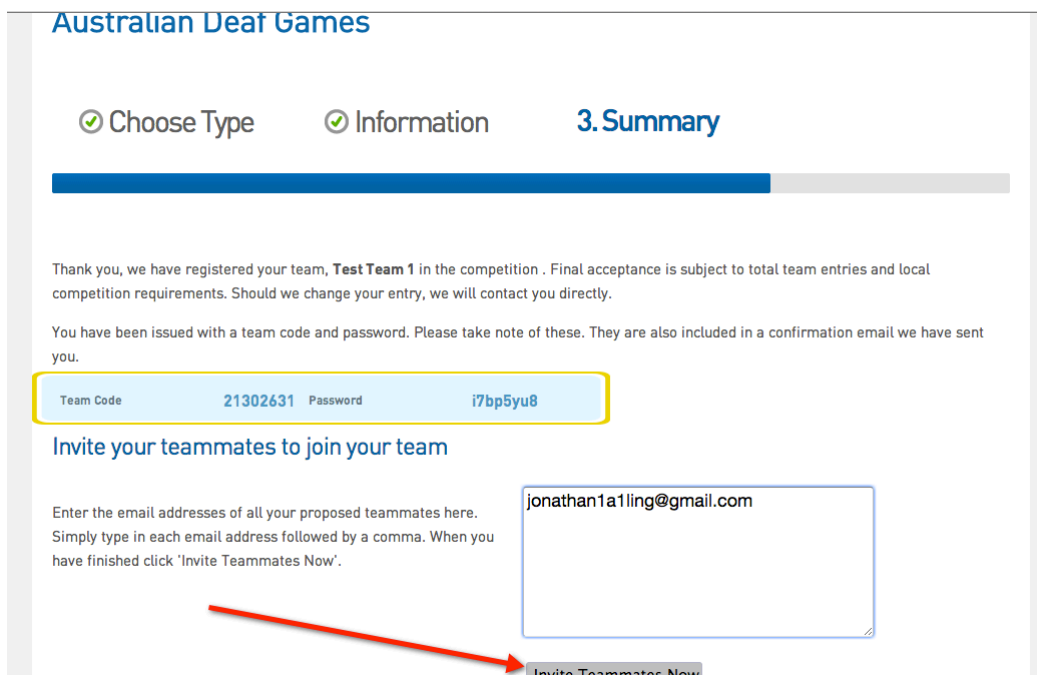
Postal Code:

© Copyright FOX SPORTS PULSE Pty Ltd & SportingPulse International Pty Ltd 2014. All rights reserved.

4. View the summary screen, containing your Team Code and Password. These will also be emailed to the email address you have supplied.

You also have the option to enter in teammates email addresses into the box shown to directly invite them to join the team. It is necessary that ALL players within the team fill in the player form.

If your players do not have an email address or do not receive the invite, they will be able to go through the player form using your Team Code > See Player to Team registration



Australian Deaf Games

Choose Type
 Information
 3. Summary

Thank you, we have registered your team, **Test Team 1** in the competition . Final acceptance is subject to total team entries and local competition requirements. Should we change your entry, we will contact you directly.

You have been issued with a team code and password. Please take note of these. They are also included in a confirmation email we have sent you.

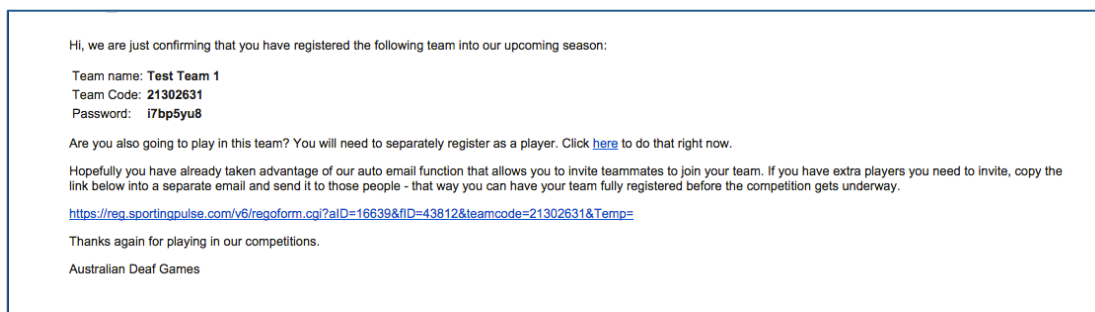
Team Code	21302631	Password	i7bp5yu8
-----------	-----------------	----------	-----------------

Invite your teammates to join your team

Enter the email addresses of all your proposed teammates here. Simply type in each email address followed by a comma. When you have finished click 'Invite Teammates Now'.



5. Finally, you will receive an email (below), detailing your team's details and a link to register as a player for your team. You may register yourself as a player, or send the link on to your teammates. Or, you can use this link to register your teammates on their behalf.



6. Your teammates whose email addresses you have supplied in the registration process, will receive an email asking to register to your team (below)



7. If you choose to enter player's details on their behalf, you may do so with the link provided in your confirmation email. You can register up to 10 players in one registration. To enter more than 10 players, simply complete the registration, close the window, and click on the link again to start again.

